


7200M-CE

SmartView 2 CE Electronics Elite PI® Display Integration



Integrated elevator communication and display.

- Integrates RATH® SmartView 2 with CE Elite PI® display for communication and messaging.
- External camera and phone maximize space within the elevator panel.
- Power and data run over a single wire pair.
- Configures on-site using a laptop or mobile device.
- Compliant with ADA, ASME A17.1, CSA/B44, IBC, ISED, and FCC requirements. UL listed.



Specifications

	7200M-CE Elevator Unit	7100 Machine Room Unit
Mounting	Behind-The-Panel	Wall Mount
Dimensions	6.3" x 4.65" x 1.44"	4.25" x 6.10" x 1.73"
Enclosure	Powdered-Coated Stainless Steel, Heavy-Duty ABS	Heavy-Duty ABS
Weight	0.45 lbs	0.65 lbs
Power Source	RATH® 7100	110 VAC
Wiring Requirements	Connect via 18 AWG Single Pair to RATH® 7100	Ethernet
Environmental	32 - 122°F	32 - 122°F
Warranty	2 Years	2 Years
Voltage	24 VDC (from RATH® 7100)	24 VDC
Included Components	7200M-CE Hardware on Mounting Bracket, Terminal Connectors	7100 Hardware, 24 VDC Transformer, Terminal Connectors, Mounting Kit
Site Requirements	"Yes / No" or "Door Open / Door Closed" on Elevator Panel, RATH® 2100-SVCF, External Elevator Emergency Phone	110 VAC Battery Backed Up Power, Outbound Routed Internet Connection

AVIRE

N56W24720 N Corporate Cir., Sussex, WI 53089

800-451-1460

sales.us@avire-global.com

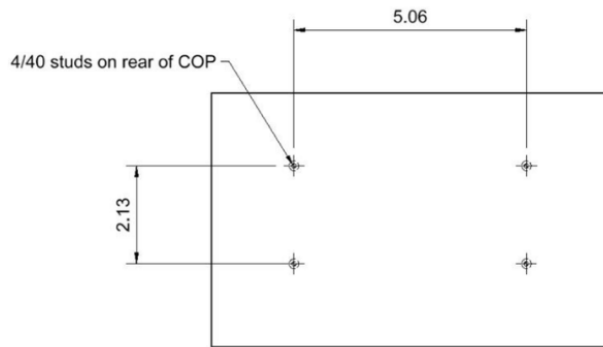
avire-global.com/en-us

Supplementary Information

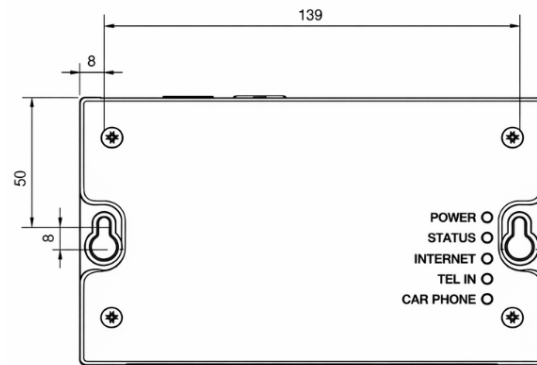
Industry Canada No.	C22.2 No.60950-1-07, 2nd Ed: 33399-7100
FCC Reg. No	AW7TE01A7200
Electrical	
Transformer	120 VAC @ 60 Hz Input, 24 VAC @ 2.5A Output

Diagrams

7200M-CE
Elevator Unit



7100
Machine Room Unit



AVIRE

N56W24720 N Corporate Cir., Sussex, WI 53089
800-451-1460

sales.us@avire-global.com

avire-global.com/en-us