

SmartView Command Center



Flush Mount Part #s:

- 12 Zone 2500-12RCFSV
- 16 Zone 2500-16RCFSV
- 28 Zone 2500-28RCFSV
- 36 Zone 2500-36RCFSV
- 56 Zone 2500-56XRCFSV
- 76 Zone 2500-76XRCFSV
- 96 Zone 2500-96XRCFSV
- 116 Zone 2500-116XRCFSV

Front Frame: 21.13" H x 25" W x 3.06" D

Back Box: 20.66" H x 22.99" W x 3" D

Surface Mount Part #s:

- 12 Zone 2500-12RCSV
- 16 Zone 2500-16RCSV
- 28 Zone 2500-28RCSV
- 36 Zone 2500-36RCSV
- 56 Zone 2500-56XRCSV
- 76 Zone 2500-76XRCSV
- 96 Zone 2500-96XRCSV
- 116 Zone 2500-116XRCSV

Dimensions: 21.03" H x 20.3" W x 5.19" D

Distribution Modules



12-36 Zone System



56-116 Zone System

- Included with Command Center
- Surface mount
- Install on a wall or table top
- Requires 120vac power with battery backup or RATH® Power Supply with battery backup
- Single dedicated phone line or as an Intercom System

Dimensions:

- 12-36 Zone System: 2.04" H x 17.28" W x 11.8" D
- 56-116 Zone System: 6.83" H x 17.18" W x 8.9" D

CODE COMPLIANCE:

- ADA, ASME A17, and B44 code compliant

POWER REQUIREMENTS:

- Command Center, Sub-Master Stations, and Machine Room Phones are powered from the Distribution Module (except SmartPhones)

WIRING REQUIREMENTS:

- Command Center, Sub-Master, and Machine Room Phone to Distribution Module requires a single pair
- Machine Room Phone (2300-630RC) requires a single pair
- SmartPhones to Distribution Module requires a single pair

PHONE CAPABILITIES:

- Calls wait in queue until previous call is disconnected and receive a message stating that an emergency call is in progress. When the prior call clears, the next phone in queue is connected.
- Includes handset and speaker phone for communication to phones
- Works with 2100 series SmartPhones
- LEDs indicate which phones have initiated a call
- Rescue personnel can communicate with individual phones and outside party

FEATURES:

- Standard system allows for a Command Center and a single Sub-Master (contact us for additional Sub-Masters)
- Audible alert sounds when phones place a call until Command Center or Sub-Master Station joins conversation
- Can be configured with the main Command Center, multiple Sub-Master Stations (available in desk, surface, or flush mount), and Machine Room Phones (2300-630RC)


Specifications:

Mounting: Surface or Flush

Design: Powder coated steel enclosure with twist lock closure

Warranty: 2 Years

Flush Mount:



Front View

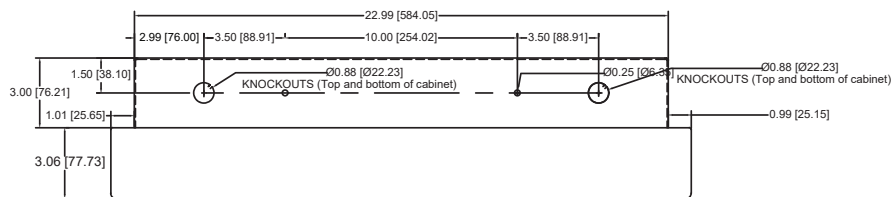


Angled View

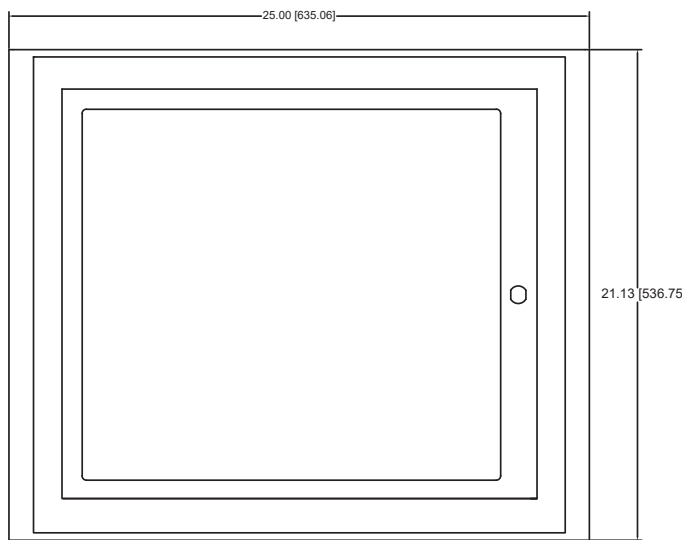


Side View

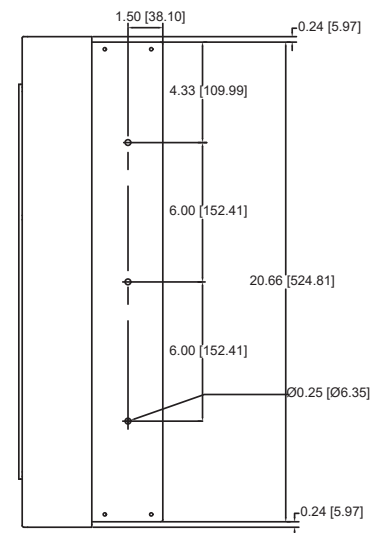
Flush Mount:



Top



Front



Side

DISPLAY & CONTROLLER FEATURES:

- Display requires 9v@1.2A and includes 120v plug-in transformer
- Mini PC requires 12v@1.5A and includes 120v plug-in transformer
- Requires back-up power or RATH® RP7700107
- Ethernet connection
- HDMI connection for display