

SmartRescue System Call Box

2100-984LRC1



CODE COMPLIANCE:

- International Building Code (IBC)
- National Fire Protection Association (NFPA)
- Americans Disabilities Act (ADA)
- ETL Listing Number: 5013373
- Conforms to UL Standard 2017 for Attendant Monitored Signaling Devices
- Complies with Section 6.4 of UL 60950-1

POWER REQUIREMENTS:

- 24vdc from part # 2500-PWR24U

PROGRAMMING FEATURES:

- Programmable with up to 5 emergency numbers
- Recordable location message (18 seconds)
- On-site keypad programming or remote programming

PHONE CAPABILITIES:

- Requires analog telephone line (POTS, PBX, or central office line)
- Phone checks every 24 hours for an active phone line, if one is not detected, phone will provide a relay trip
- Automatic answer feature with audible ring
- Touch Tone operation only (Touch Tone is an AT&T registered trademark)

Specifications:

Dimensions: Call Box Size: 9-7/8" H x 6-5/8" W x 3-1/4" D | **Cover Size:** 6-2/5" H x 3-3/4" W x 2-1/4" D

Mounting: Surface Mount

Design: Red Fiberglass

Warranty: 2 Years

ADDITIONAL FEATURES:

- Compatible with SmartRescue Base Station or Command Center for in-building rescue coordination
- Built-in 10 phone consolidator feature allows you to install 10 Call Boxes and 1 Base Station on a single telephone line
- Remote or on-site diagnostic test
- Automatic dialer (31 digit programmable memory)
- Built-in battery backup recharges from 24vdc power (allows for a minimum of 4 hours of talk time upon power loss)
- 7.2V 300mAH battery (part # RP7300110)
- NEMA 4 exterior rated

Optional Feature:

- Strobe interface and relay

SmartRescue System Call Box

2100-984LRC1



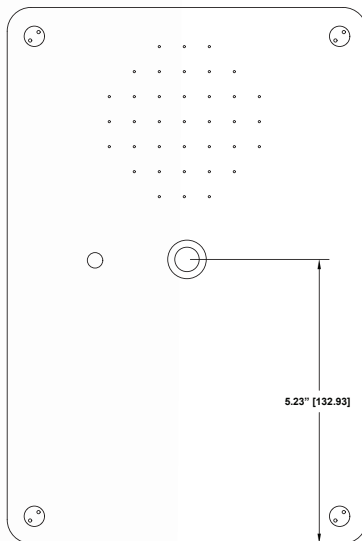
Side View



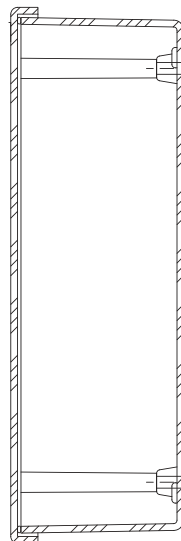
Back View



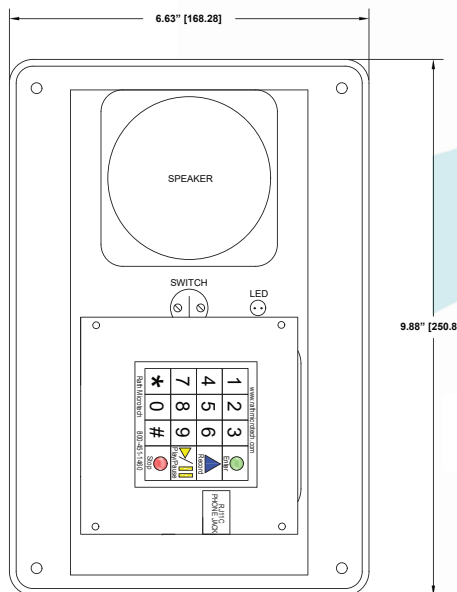
Top View




COVER OUTSIDE



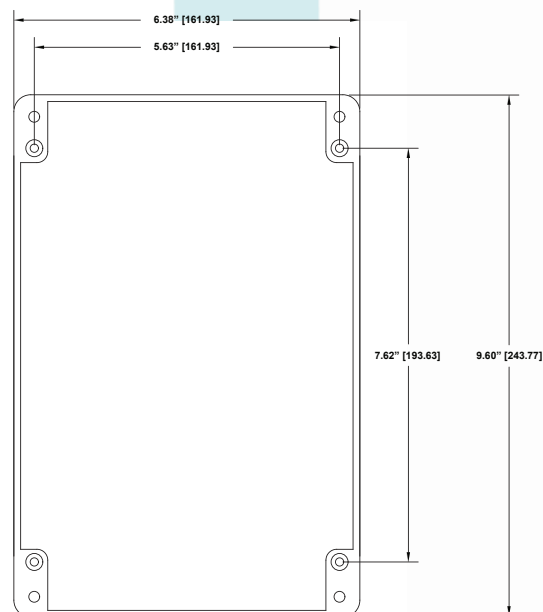
SIDE



COVER INSIDE



BOTTOM



BASE INSIDE