


# SmartView Two-Way Elevator Visual Communication System

P2500-205BSV, 2500-210BSV, 2500-205FMSV, 2500-210FMSV

**RATH JANUS**  
by AVIRE



## Flush Mount Part #s:

- 2500-205FMSV (up to 5 Call Boxes)
- 2500-210FMSV (up to 10 Call Boxes)

**Front Frame Dimensions:** 21.13" H x 25" W x 3.06" D

**Back Box Dimensions:** 20.66" H x 22.99" W x 3" D

## Surface Mount Part #s:

- 2500-205BSV (up to 5 Call Boxes)
- 2500-210BSV (up to 10 Call Boxes)

**Dimensions:** 21.03" H x 20.3" W x 5.19" D

## Style:

- Powder coated steel enclosure
- Twist lock closure for use with Fireman's lock (*not provided*)
- Coil cord
- Pre-configured to the SmartView Software

**\*\*\*Contact Us for Larger Projects\*\*\***

## CODE COMPLIANCE:

- ADA, ASME A17, and B44 code compliant
- Volume control handset meets ADA requirements

## POWER REQUIREMENTS:

- Designed for 120vac power
- Built-in battery backup recharges from 120vac power (allows for a minimum of 4 hours talk time upon power loss)

## WIRING REQUIREMENTS:

- Run twisted and shielded 4 wire set from each SmartPhone to unit and one standard phone line to the outside world

## PHONE CAPABILITIES:

- Telephone Line Voltage: 24v-48v
- Requires a single analog (POTS, PBX, or central office phone line) or digital phone line.

*If used on a VoIP or cellular network, you must purchase a RATH® 2100-LTEGSM4 Gateway Device.*

## DISPLAY & CONTROLLER

- Display requires 9v@1.2A and includes 120v plug-in transformer
- Mini PC requires 12v@1.5A and includes 120v plug-in transformer
- Requires back-up power or RATH® RP7700107
- Ethernet connection
- HDMI connection for display

## Specifications:

**Mounting:** Surface or Flush

**Design:** Powder coated steel enclosure with twist lock closure

**Warranty:** 2 Years


## Features:

- Easy to use push buttons
- Passively monitor communications between elevators and the outside world via the LEDs
  1. Solid lit LED indicates there is an emergency call in progress
  2. Slow blinking LED indicates there is a call on hold
- Audible alert when elevator initiates a call to the unit
- Includes relay contact that trips if any SmartPhone has been activated
- The unit is able to:
  1. Call into all or individual elevators as needed
  2. Join existing conversations between cars and outside world
  3. Hang up and original conversation will continue
  4. Terminate outside world so it is only talking to the elevator or terminate the call with all parties entirely
- Single location device located in machine room or lobby (for multiple locations see SmartView Command Center)

# SmartView SmartRescue

P2500-205BSV, 2500-210BSV, 2500-205FMSV, 2500-210FMSV

## Flush Mount:



Front View

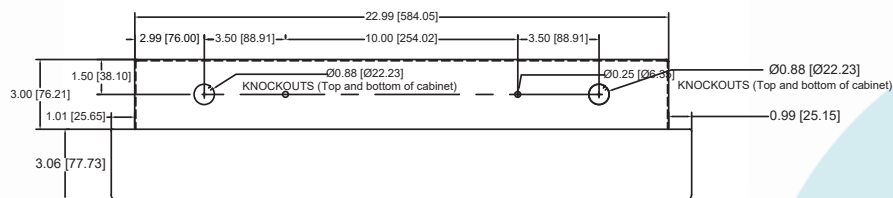


Angled View

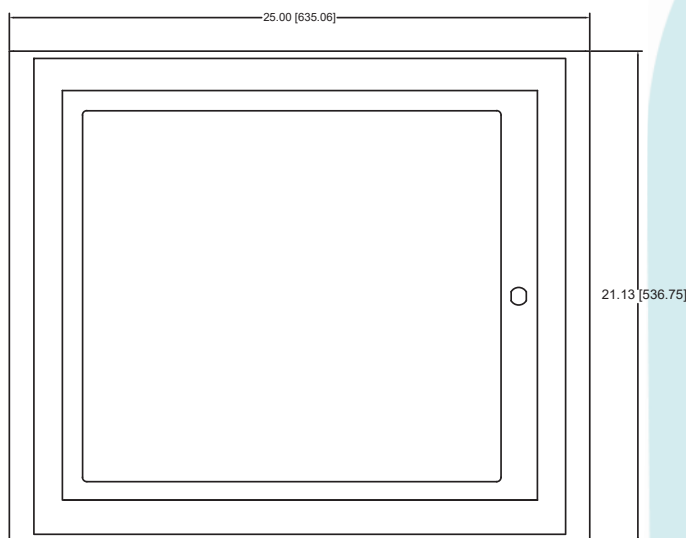


Side View

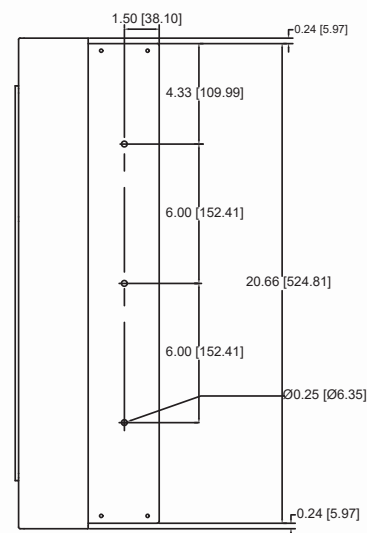
## Flush Mount:



Top



Front



Side