

# Digital Emergency Communication System

Integrated Battery and Low Power Bus

## Product Datasheet

Digital  
Communication  
Platform (DCP)



## KEY FEATURES

- EN:81-28 and EN:81-70 compliant
- Configure and monitor all connected devices using the AVIRE HUB.
- Quick to install using only 2-wires in the travelling cable.
- Integrated battery back-up in all units.
- High digital audio quality over 400m cables.
- Versions available for COP, TOC or Pit mounted.
- Surface Mount COP accessory available
- CAN & LPBus connections.
- Optional LPBus inductive loop and triphony units.

COP Unit



TOC Unit



PIT Unit



Surface Mount Accessory



The system includes several options to suit the needs of different installations. The Digital Audio Units (DAU) are the alarm call points. These are connected using 2-wires through the travelling cable to a machine-room mounted Digital Communication Platform (DCP).

The majority of lift emergency communication installations typically require the use of multiple wires through the travelling cable. These systems are often time consuming to install and can be frustrating if the spare wires are not available. The audio units have an integrated battery-back-up so that there is no need to wire up the travelling cable for power, making it a true 2-wire installation.

The Digital Audio Units are simple to install and ensure that an engineer's valuable time on site is kept to a minimum. In addition, the audio units and accessories located on the lift car connect with a low power bus (LPBus) using digital rather than analogue communication which improves quality and reduces issues commonly found with analogue communication channels. Connection between all units on the LPBus is a simple 'plug and play' RJ45 connector.

To monitor EN81-28 compliance the connected DCP acts as an information gateway between the lift shaft and our cloud-based monitoring platform; the AVIRE HUB. Please refer to our website for more information on Smart Elevators and the AVIRE Ecosystem.

# Example System Architectures



Digital Communication Platform (DCP)



COP Digital Audio Unit (DAU)



TOC Digital Audio Unit (DAU)



PIT Digital Audio Unit (DAU)



Surface Mount COP Accessory



Triphony Unit



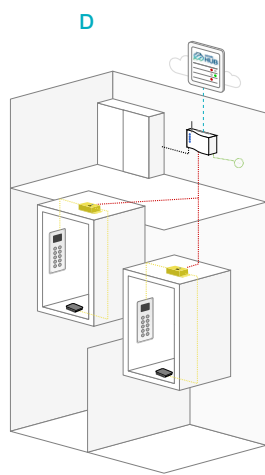
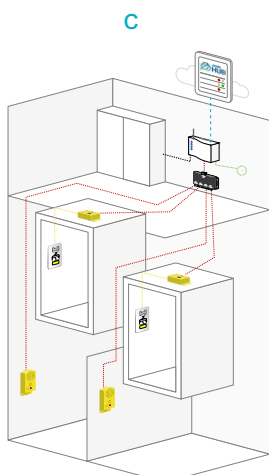
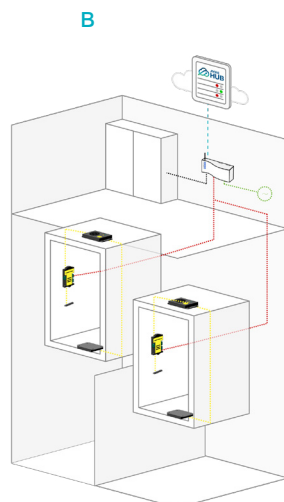
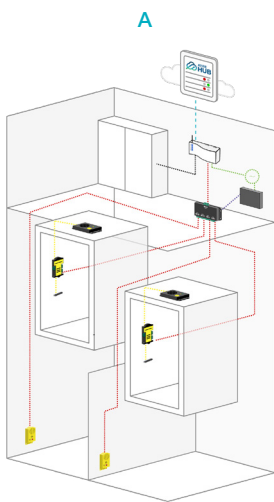
CAN Bus Splitter



Universal Power Supply



Lift Monitoring Platform



**A** - System architecture with DCP, COP DAU, TOC Triphony Unit, inductive loop and PIT DAU.

**B** - System architecture with DCP, COP DAU, Top of Car (TOC) & Bottom of Car (BOC) Triphony Units and inductive loop.

**C** - System architecture with DCP, TOC DAU, Surface Mount Module and PIT DAU.

**D** - System architecture with DCP, TOC DAU and BOC Triphony Unit Digital Communication Platform (DCP).

**Please note:**

Multiple cabins can be covered using one DCP by using a CANBus splitter.  
 A maximum of two CANBus splitters can be used per DCP.  
 A power supply is required when you are using a CANBus splitter.

With manufacturing locations in 4 countries and sales offices in 14 locations, our DCP is the world's most trusted solution that has already been installed in over 200,000 lifts across Europe to ensure passenger safety and compliance. We also offer local Support Services to ensure our customers receive the help they require.



Watch this video to discover more of our modular [lift Ecosystem](#).

## Technical Specification

	DAU COP	DAU TOC	PIT Phone	Surface Mount Accessory Module
Part number	AC-DAB10-111-F-0L-000	AC-DAT18-110-F-0L-000	AC-DAP18-100-F-00-000	MC-AES01-100-0-OL-000
Mounting location	Behind COP	Top of Car	PIT	Surface of COP
Colour casing	Black	Yellow	Yellow	Stainless steel
Alarm button	Yes	Yes	Yes	Yes
Maintenance button	Yes	Yes	Yes	-
External pictograms	Yes	Yes	No	-
Siren support	Yes	Yes	No	-
External microphone & speaker	Yes	Yes	No	-
Internal microphone & speaker	Yes	Yes	Yes	-
Battery	Integrated	Integrated	Integrated	-
Battery & phone fault indicator	Yes	Yes	No	-
Power supply	8-28 VDC	8-28V	8-28 VDC	From LPBus
Consumption	43mA - 190mA	43mA - 190mA	43mA - 190mA	15mA - 320mA
Connections	CAN & LPBus (RJ45)	CAN & LPBus (RJ45)	CAN	LPBus
Operating temperature	-10 to +65°C	-10 to +65°C	-10 to +65°C	-10 to +65°C
Dimensions	77 x 180 x 60mm	77 x 180 x 60mm	28 x 94.65 x 23mm	90mm x 180mm x 15mm
Induction Loop (IL)	-	-	-	Integrated IL

## Ordering Information

Part	Description
AC-DAB10-111-F-0L-000	CAN COP Digital Audio Unit with LPBus and integrated battery
AC-DAT18-110-F-0L-000	CAN TOC Digital Audio Unit with LPBus and integrated battery
AC-DAP18-100-F-00-000	CAN PIT Digital Audio Unit with integrated battery
AC-AES07-100-0-0L-EN1	Surface Mount COP Accessory
AC-AET08-100-0-0L-000	LPBus Triphony Unit - Two Button
AC-ALB02-100-0-0L-000	LPBus Inductive Loop
AC-ASM00-100-F-00-000	CAN Bus Splitter
AC-ABV10-100-0-00-000	Universal Power Supply

*As a result of our policy of continual improvement, the information in this document is subject to change without notice and it is intended only as general guidance on product performance and suitability. This information shall not form part of any contract.*

